









**EXTAL BUILDING PRODUCTS**

# Aluminium Sections

ABN 27 138 079 857  
 30 Peter Brock Drive  
 Eastern Creek NSW 2766  
 Phone 02 9672 4771 Fax 02 9672 4805

**P/C - White, Primrose, Paperbark, Black**

Profile	Description	Length	Finish
	Square Hollow		
	50 x 50 x 1.6mm	6.500	Mill
	50 x 50 x 1.6mm	6.500	P/C
	50 x 50 x 3mm	6.500	Mill
	50 x 50 x 3mm	6.500	P/C
	75 x 75 x 3mm	6.500	Mill
	Internal Channel		
	45 x 32 x 3mm	4.000	Mill
	43 x 30 x 3mm	4.000	Mill
	Capping Channel	6.500	Mill
	Light Duty 53 x 25mm	6.500	P/C
	Rectangular Beam	5.000	Mill
		5.000	P/C
		6.000	P/C
	100 x 50 x 1.6mm	6.500	Mill
		6.500	P/C
		8.000	Mill
		8.000	P/C
	100 x 50 x 3.0mm	5.000	Mill
		5.000	P/C
		6.500	Mill
		6.500	P/C
		8.000	Mill
		8.000	P/C
	  	150 x 50 x 1.6mm	4.000
		4.000	P/C
150 x 50 x 2.0mm		4.000	Mill
		4.000	P/C
		6.500	Mill
		6.500	P/C
150 x 50 x 3.0mm		5.000	P/C
		6.000	P/C
		6.500	Mill
		6.500	P/C
	8.000	Mill	
	8.000	P/C	



## Aluminium Sections

### EXTAL BUILDING PRODUCTS







ABN 27 138 079 857

30 Peter Brock Drive

Eastern Creek NSW 2766

Phone 02 9672 4771 Fax 02 9672 4805

**P/C - White, Primrose, Paperbark, Black**

Profile	Description	Length	Finish	
	Rectangular Beam	5.000	Mill	
	200 x 50 x 3.0mm	5.000	P/C	
		6.000	Mill	
		6.000	P/C	
		6.500	Mill	
		6.500	P/C	
		8.000	Mill	
		8.000	P/C	
		Angle		
		40 x 25 x 1.6mm	6.500	Mill
		6.500	P/C	
50 x 50 x 1.6mm		6.500	Mill	
		6.500	P/C	
	Angle			
	20 x 12 x 1.6mm	6.500	Mill	
		6.500	P/C	
	20 x 20 x 1.6mm	6.500	P/C	
	Connector			
	To Suit 50mm Post		Mill	
	To Suit 90mm Post		Mill	
	Unequal Bottom	6.500	Mill	
	Channel	6.500	P/C	
	53.5 x 35 x 25			
	Rectangular Beam	7.000	Mill	
	250 x 50 x 3.0mm			
		9.000	Mill	