
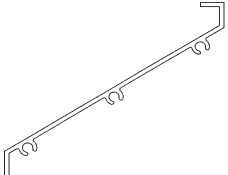
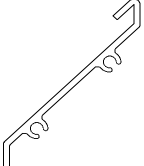
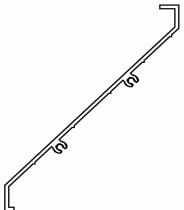
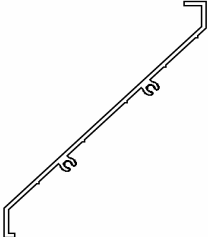






LOUVRES

Profile	Section Detail	Length (M)	Finish
	Louvre Frame E3049	6.500	Mill Finish
	90mm Louvre E3748	6.500	Mill Finish
	50mm Louvre E3684	6.500	Mill Finish
	100mm Louvre FA0283	6.500	Mill Finish
	150mm Louvre FA0284	6.500	Mill Finish
	101.6mm x 44mm Plain Frame SF116	6.500	Mill Finish
	Flat Filler SF005	6.500	Mill Finish

*All items are subject to availability

** Items not listed are generally available elsewhere in Australia and prices are available upon request



ELLIPTICAL LOUVRES

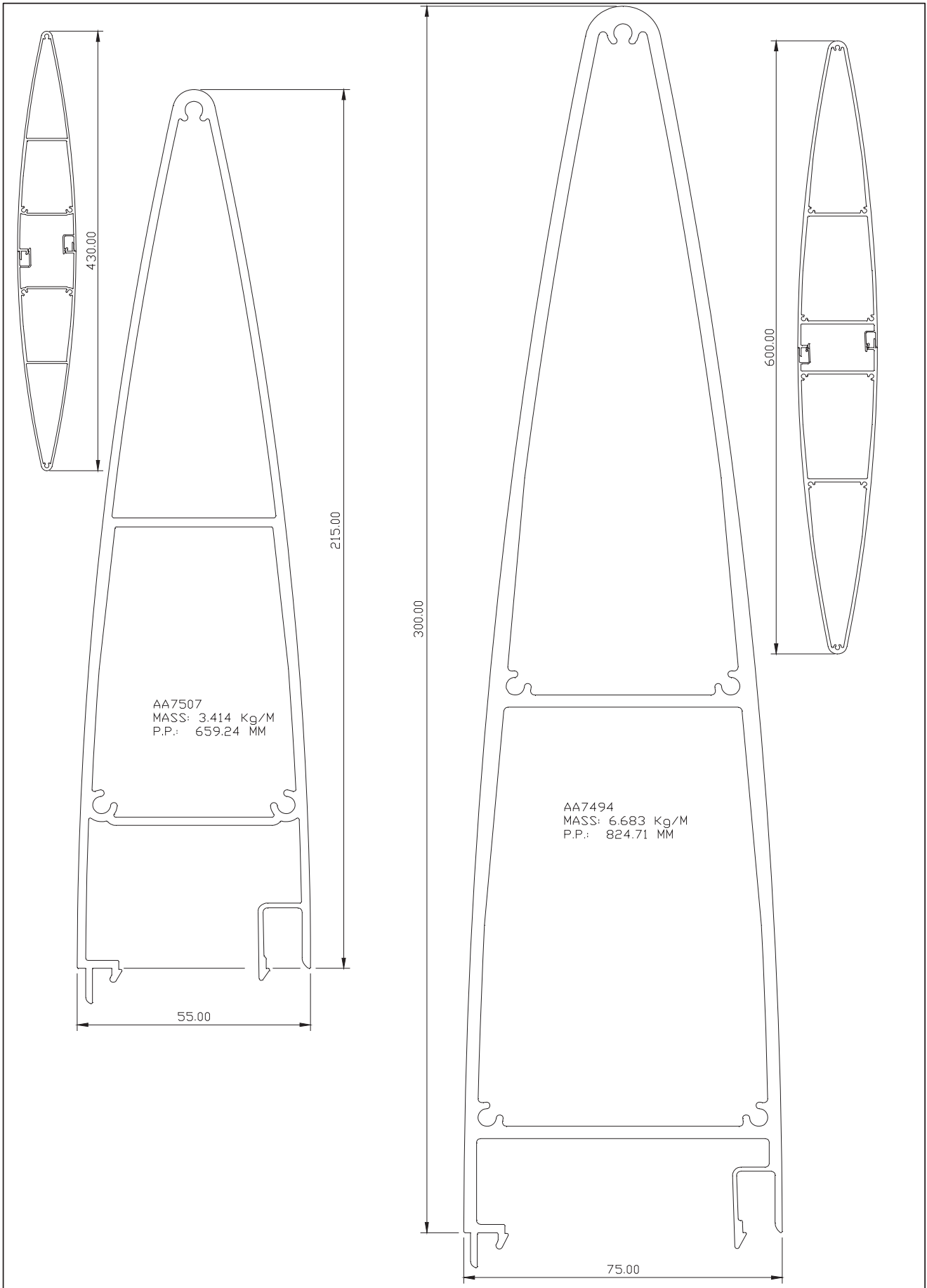
Profile	Section Detail	Length (M)	Finish
	60mm x 11mm	6.500	Mill Finish
	FA0841		
	80mm x 11mm	6.500	Mill Finish
	FA1064		
	88mm x 14.75mm	6.500	Mill Finish
	ZL2779		
	115mm x 16mm	6.500	Mill Finish
	FA1065		
	150mm x 20mm	6.500	Mill Finish
	FA1066		
	160mm x 20mm	6.500	Mill Finish
	ZL5001		
	200mm x 25mm	6.500	Mill Finish
	FA1085		

*All items are subject to availability

** Items not listed are generally available elsewhere in Australia and prices are available upon request

MISCELLANEOUS SECTIONS

Louvre Blades



MISCELLANEOUS SECTIONS

Louvre Blades

